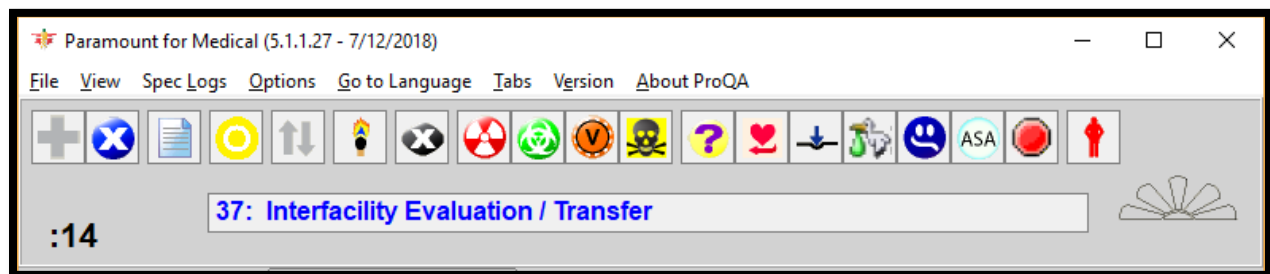




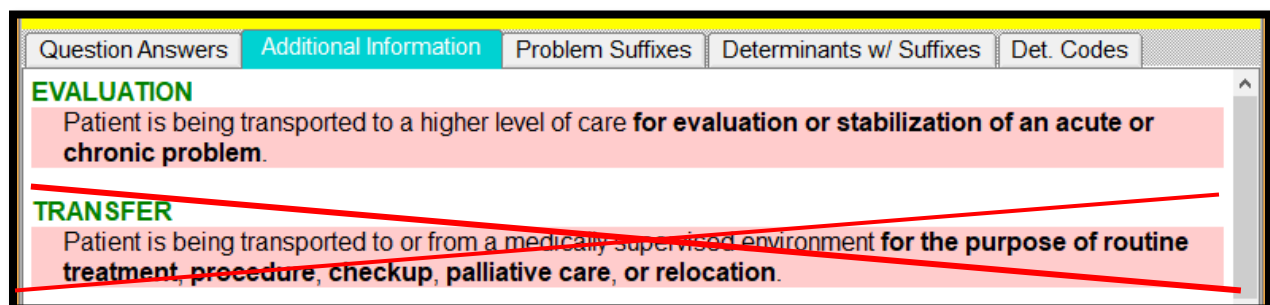
Title Protocol 37: Interfacility Evaluation/Transfer	Date 04/19/2019
CDE Number M-1904008	CDE Credit Hours .5 HRS

Protocol 37: Interfacility Evaluation/Transfer

Protocol 37 is used for a transport request from any urgent care or medical facility with a nurse or doctor on scene. Nursing homes and in home care are not permitted for use on this Protocol.



This protocol would be used if the patient has been seen by a nurse or doctor in the last two hours and they need to be transported to a higher level of care. According to the definitions in additional information, we will process these calls as evaluations and not transfers.





This protocol works a little bit differently since it is the calltaker’s responsibility to pick a final determinant code. To be able to accurately code the call, we need to find out exactly what is happening with the patient in Case Entry. On transport calls, we are mainly concerned with priority symptoms or stroke. The blue is for you question, “Any of the following conditions identified?” will help us to keep track of this.

Entry	KQ	PDI/CEI	DLS	Summary
3. <input checked="" type="checkbox"/> Any of the following conditions identified?		<input type="checkbox"/>	<input type="checkbox"/>	
		<input type="text" value="No"/> Suspected STROKE Hemorrhage Suspected acute heart problems or MI (heart attack) Acute onset of difficulty breathing Sudden change in level of consciousness		

There are 3 approved evaluation levels that are approved for use. Definitions for each of these can be found by clicking on “Determinants w/ Suffixes”.

Delta Evaluation: Priority Symptoms Identified

Charlie Evaluation: Emergency response requested by staff at the facility

Bravo Evaluation: Not approved for use

Alpha Evaluation: Any condition that does not fall into a priority symptom category



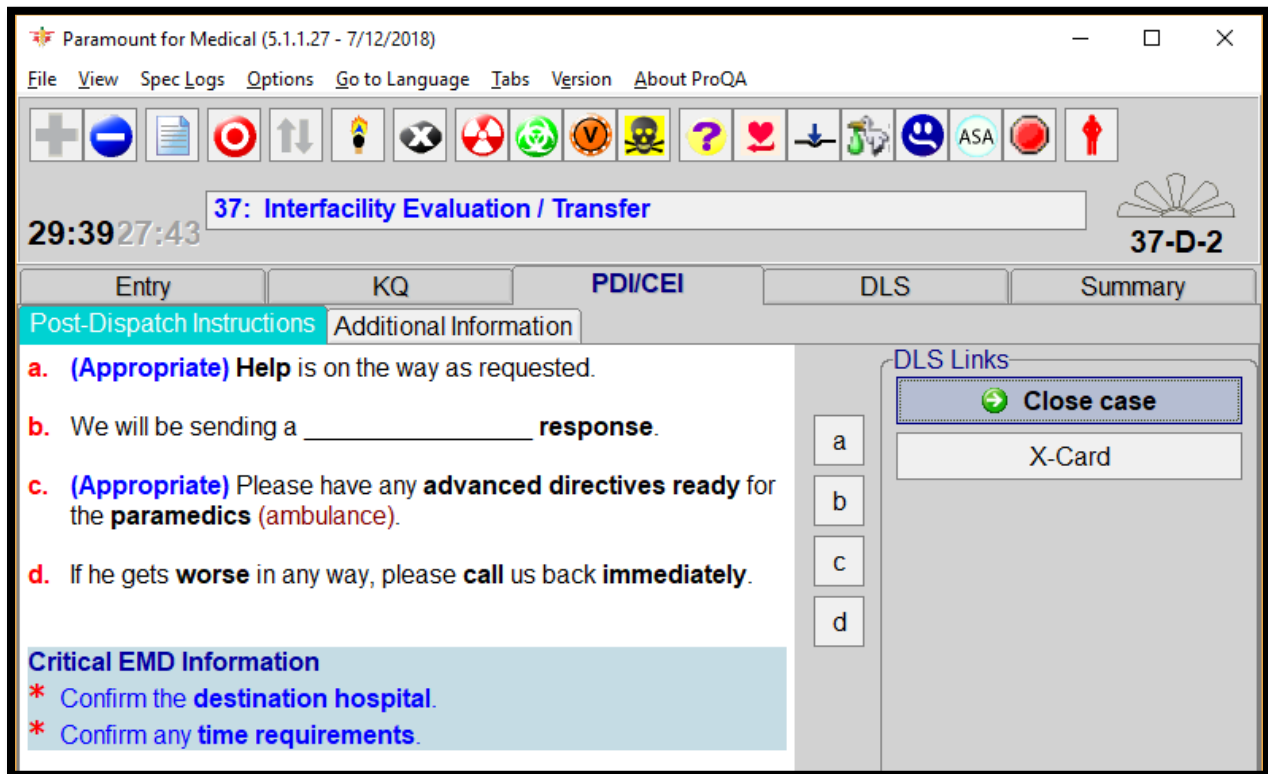
Entry	KQ	PDI/CEI	DLS	Summary
7. <input type="checkbox"/> Select from one of the following response options.		<input type="button" value="←"/>	<input type="button" value="→"/>	
		<div style="border: 1px solid black; padding: 2px;">DELTA: EVALUATION CHARLIE: Emergency response requested CHARLIE: EVALUATION BRAVO: EVALUATION ALPHA: EVALUATION</div>		
Question Answers		Additional Information	Determinants w/ Suffixes	Det. Codes
Determinants			Responses (user-defined)	

We don't need any logistical information, so this Key Question will always be recorded as "no". This will ask about referring doctors, who the RN is, etc.

Entry	KQ	PDI/CEI	DLS	Summary
8. <input type="checkbox"/> Additional logistical information needed?		<input type="button" value="←"/>	<input type="button" value="→"/>	
		<div style="border: 1px solid black; padding: 2px;">Yes No</div>		



Giving PDIs is quick and easy on these calls since the patient is already being tended to by a nurse or doctor.



Provide the caller PDI's A, B, D and follow the Close Case DLS Link

PDI b-The blank should be filled in with either Emergent or Non-Emergent depending on the situation.

(C is only appropriate if the information about an advanced directive was volunteered by the caller.)



Title Protocol 37: Interfacility Evaluation/Transfer	Date 04/19/2019
CDE Number M-1904008	CDE Credit Hours .5 HRS

I verify that I read and am familiar with the contents of this document.

Please return this to your agency's training coordinator for CDE credit. If you have any questions please contact us at 911training@elpasoteller911.org

X _____

Signature

DATE

X _____

Printed Name

X _____

Agency