



Title EIDS Tool Scoring Standards	Date 07/07/2020
CDE Number M-2007001	CDE Credit Hours .5 HRS

I verify that I read and am familiar with the contents of this document.

Please return this to your agency's training coordinator for CDE credit. If you have any questions please contact us at 911training@elpasoteller911.org

X _____

Signature


DATE

X _____

Printed Name

X _____

Agency



EIDS Tool

SCORING STANDARDS

**THE EIDS TOOL IS A LEVEL
TWO DIAGNOSTIC AND IS
NOT CONSIDERED A LIST**

The screenshot shows a web browser window titled "COVID-19" with a blue header bar for the "EIDS Tool". The header indicates the current mode is "Surveillance mode" (v6.0.2) and the date is 4/17/2020. Below the header are three tabs: "Abbreviations", "Additional Info", and "Limitations Warning". A "Cancel" button with a red 'X' icon and an "Info Completed" button are visible. The main content area contains the following text:

Listen carefully:
Now **tell me** if s/he has **any** of the **following symptoms**:

- measured body temperature $\geq 100.4^{\circ}\text{F}$ (38.0°C)
- fever (hot to the touch in room temperature)
- chills
- difficulty breathing or shortness of breath
- persistent cough
- any other new respiratory problems (e.g., persistent sneezing, wheezing, congestion, etc.)

Medical Director–approved additional questions:

- Diarrhea (3 episodes in last 24 hours)
- Measured body temperature of 100 or higher

Infection Prevention Instructions (Required):

- From now on, don't allow anyone to come in close contact with her/him.

Medical Director–approved Special Instructions:

- If a medical mask is available, put it on the patient
- If you are able, please prepare your belongings and meet the EMS personnel outside
- EIDS Tool Completed-No symptoms given

Diagnostic and Instruction Tool

Standard 2

As written

The calltaker must read scripted Diagnostic and Instruction Tool questions and instructions as written.

What does this mean for us?

We need to preface the symptoms with, "Listen carefully: Now tell me if s/he has any of the following symptoms." Then list each one individually and as written.

Diagnostic and Instruction Tool Standard 3



Diagnostic Interpretation

The calltaker must interpret and implement Level 1 Diagnostic and Instruction Tool results and/or instructions correctly.



What does this mean for us?


We have a smart software that will help us interpret the symptoms as long as we input them correctly. Remember we are looking for a new onset of symptoms, not a preexisting condition.



Diagnostic and Instruction Tool Standard 4


Use of Level 2 Diagnostics

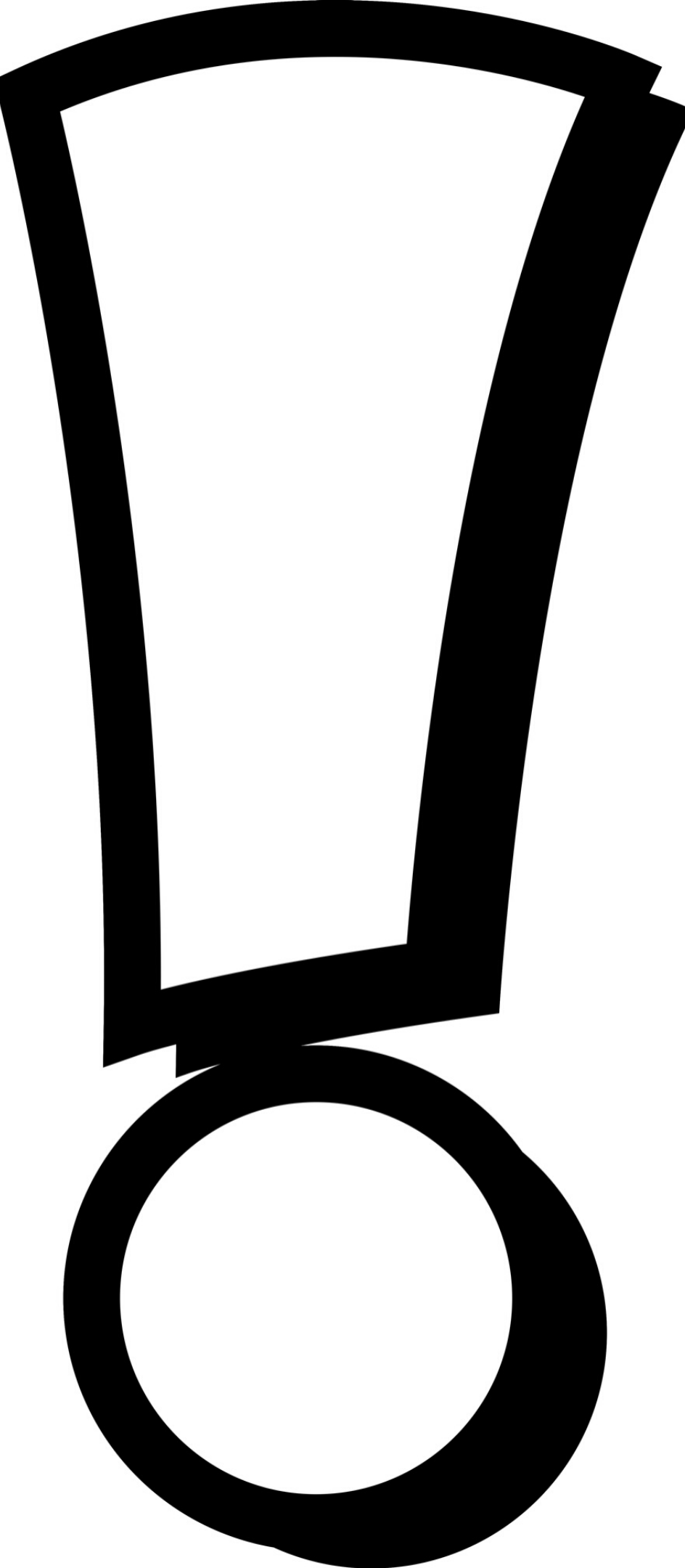
The calltaker must complete Level 2 Diagnostic and Instruction tools when directed by agency policy.



What does this mean for us?

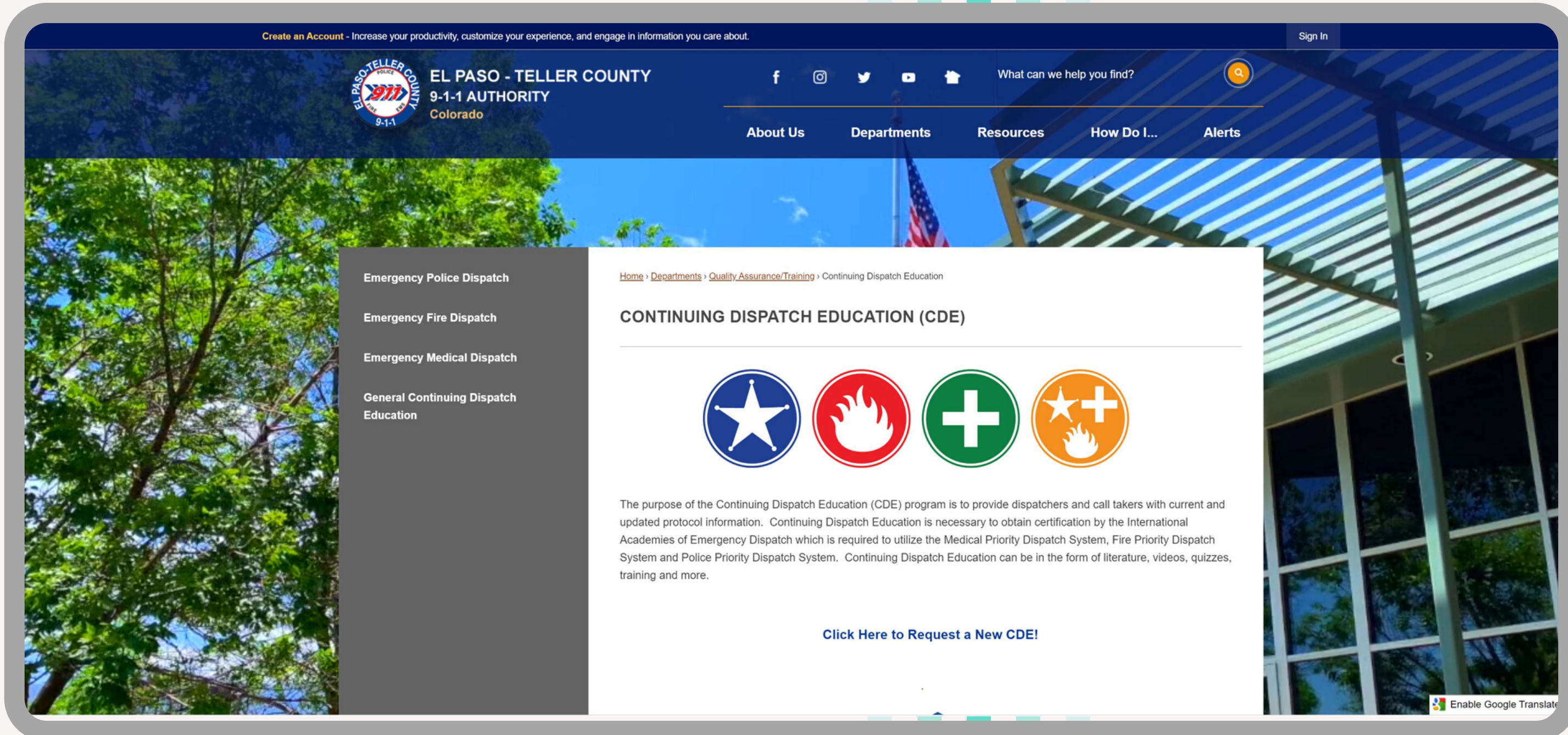
For now, our medical director has instructed that it be used on all EMD calls (medical and traumatic).





REMEMBER!

Some protocols will advise us to launch the EIDS tool automatically, but most of them we will have to do manually!
Don't forget!



Want More CDEs?

elpasoteller911.org